



The pendant stations XAWP are suitable for all types of industry and primarily used on overhead cranes, cranes.

They are available with 2, 4, 6 or 8 push buttons and with up to three contact blocks per push button. The XAWP also features an optional double-step actuation mode for dual speed control.

They will be most often customized and can be coupled for 12 or 16 channels control.

TECHNICAL DATA

Material	Glass-reinforced polyester (GRP)
IP rating	IP65 according to EN/IEC 60529
Temperature range	-20°C ... +60°C
Certificate	INERIS03ATEX0122X
Marking	II 2 GD Ex d e IIC T6 Gb Ex d e mb IIC T6 Gb Ex tb IIIC T85°C Db
Features of the contact block	Ith = 10 A; Ui = 415 V AC Ue = 380 V; Ie = 1,9 A or Ue = 240 V; Ie = 3 A or Ue = 120 V; Ie = 6 A DC Ue = 250 V; Ie = 0,27 A or Ue = 125 V; Ie = 0,55 A or Ue = 24 V; Ie = 2,87 A
Features of the LED pilot light	Rated voltage 24 ... 254 V AC/DC Maximal current 2 ... 10 mA
Mechanical endurance of the push buttons	Head: 5 million operations - Contact block: 1 million operations
Cable entry	For cable Ø 10 to Ø 22 mm
Customized solution	On request



















2 XAWP-... accouplées


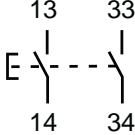

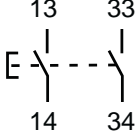

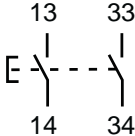


XAWP4...


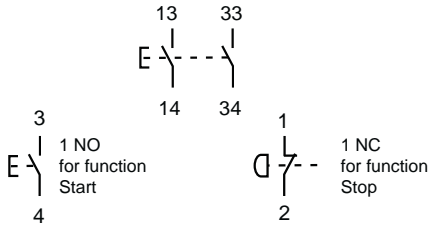

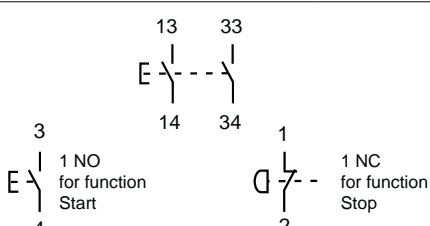

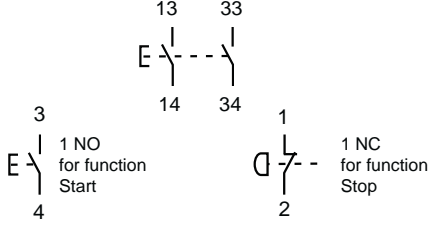
Complete control stations

Fitted with interchangeable operators and cable boot suitable for Ø 10 to Ø 22 mm cable					
Number of ways	Function	Contact blocks mounted on each way		Product code	Weight (kg)
2		 1 NO		XAWP271	0,940
		 1 NC + 1 NO		XAWP281	1,000
4		 1 NO		XAWP471	1,290
		 1 NC + 1 NO		XAWP481	1,400
6		 1 NO		XAWP671	1,650
		 1 NC + 1 NO		XAWP681	1,800
Fitted with interchangeable push-buttons, start and emergency stop functions. Cable boot suitable for Ø 10 to Ø 22 mm cable					
Number of ways	Function	Contact blocks mounted on each way		Product code	Weight (kg)
4		 1 NO for Direction and Start functions	 1 NF for Stop function	XAWP472	1,320
		 1 NC + 1 NO for all functions		XAWP482	1,380
6		 1 NO for Direction and Start functions	 1 NF for Stop function	XAWP672	1,650
		 1 NC + 1 NO for all functions		XAWP682	1,690
8		 1 NO for Direction and Start functions	 1 NF for Stop function	XAWP872	2,000
		 1 NC + 1 NO for all functions		XAWP882	2,250

Double step push-button stations

Fitted with "double" step mechanism on each push button. Cable boot suitable for Ø 10 to Ø 22 mm cable				
Number of way	Function	Contact element	Product code	Weight (kg)
2			XAWP2271	1,000
4			XAWP4271	1,400
6			XAWP6271	1,800

Double step push button stations

Fitted with "double" step mechanism on each direction button, start push button, red Ø 40 mm. Mushroom head latching to release. Cable boot suitable for Ø 10 to Ø 22 mm cable				
Number of way	Function	Contact element	Product code	Weight (kg)
4			XAWP4272 with standard push button "Start"	1,350
6			XAWP6272 with standard push button "Start"	1,800
8			XAWP8272 with standard push button "Start"	2,250

Accessories and spare parts

Accessories and spare parts		
Type	Function	Product code
Empty pendant control station for mounting exclusively by Ex-tech Solution	02 buttons	XAWP029
	04 buttons	XAWP049
	06 buttons	XAWP069
	08 buttons	XAWP089
	12 buttons	XAWP069D
	16 buttons	XAWP089D
Slow break contact element (For technical features please refer to page 34)	NO	ZBWE101
	NC	ZBWE102
Complete booted push button operator	○ White	XAWP9411
	● Black	XAWP9412
	● Green	XAWP9413
	● Red	XAWP9414
		XAWP9414
Selector switch + contact	2 fixed positions - Black	XBW5AD21
	3 fixed positions - Black	XBW5AD33
Multitension pilot light (24V ... 254 V AC-DC)	○ White	XLW5AV013-XAWP
	● Green	XLW5AV033-XAWP
	● Red	XLW5AV043-XAWP
	● Yellow	XLW5AV053-XAWP
	● Blue	XLW5AV063-XAWP
Blank plug		XAWZ3
Double push buttons interlocked each with 2 steps (only with ZBWE101 contact blocks)	Labels to specify	XAWP94VV
Double push buttons interlocked each with 2 steps (only with ZBWE101 contact blocks)	Labels UP and DOWN	XAWP94MD
Double push buttons interlocked each with 2 steps (only with ZBWE101 contact blocks)	Labels LEFT and RIGHT	XAWP94GD
Double push buttons interlocked each with 2 steps (only with ZBWE101 contact blocks)	Labels FORWARD and REVERSE	XAWP94AA
Double step push buttons WITHOUT INTERLOCK (only with ZBWE101 contact blocks)	○ White	XAWP9421
	● Black	XAWP9422
Emergency Mushroom head (Ø40)		XBW5AS844-XAWP
Emergency Mushroom head (Ø30)		XBW5AS834-XAWP



XAWP9411




XLW5AV033-XAWP

Arrow for double step push button		Arrow for single step push button	
Type	Product code	Type	Product code
UP	ZBWY4953	UP	ZBWY4951
DOWN	ZBWY2956	DOWN	ZBWY2954
RIGHT	ZBWY4903	RIGHT	ZBWY4901
LEFT	ZBWY2906	LEFT	ZBWY2904
FORWARD	ZBWY4965	FORWARD	ZBWY4963
REVERSE	ZBWY2968	REVERSE	ZBWY2966
		FAST UP	ZBWY4952
		FAST DOWN	ZBWY2955
		FAST RIGHT	ZBWY4902
		FAST LEFT	ZBWY2905
		FAST FORWARD	ZBWY4964
		FAST REVERSE	ZBWY2967
		I	ZBWY4980
		O	ZBWY2931
		O - I	ZBWY2178
		I - II	ZBWY2179
		I - O - II	ZBWY2186
		EMERGENCY STOP	ZBWY2330


Additional contact blocks

Features of the contact block

Temperature range	-50°C ... +75°C	Electrical features	Ith = 10 A; Ui = 415 V
Certificate	INERIS 02ATEX9007U		AC Ue = 380 V; Ie = 1,9 A or Ue = 240 V; Ie = 3 A or Ue = 120 V; Ie = 6 A
Marking	IECEX INE 13.0063U		DC Ue = 250 V; Ie = 0,27 A or Ue = 125 V; Ie = 0,55 A or Ue = 24 V; Ie = 2,87 A
	II 2 G		
	Ex d e IIC Gb		

Type	Product code	Description
	ZBWE101	NO
	ZBWE102	NC

LED Signalling element

Type	Colour	Codes for 24 to 254 V AC/DC	Codes for 6 to 24 V AC/DC
	○ White	ZBWW1 (1)	ZBWW1B (1)
	● Green	ZBWW3 (1)	ZBWW3B (1)
	● Red	ZBWW1 (1)	ZBWW1B (1)
	● Yellow	ZBWW1 (1)	ZBWW1B (1)
	● Blue	ZBWW1 (1)	ZBWW1B (1)

(1) If the colour of the lens of the pilot light is GREEN please select the product code ZBWW1 or ZBWW3B depending on the voltage used. For any other colour of lens select the product code ZBWW1 or ZBWW1B

Gaskets between cover and enclosure

Product code	Description
XAWP2 JT	For pendant station with 2 push buttons
XAWP4 JT	For pendant station with 4 push buttons
XAWP6 JT	For pendant station with 6 push buttons
XAWP8 JT	For pendant station with 8 push buttons

